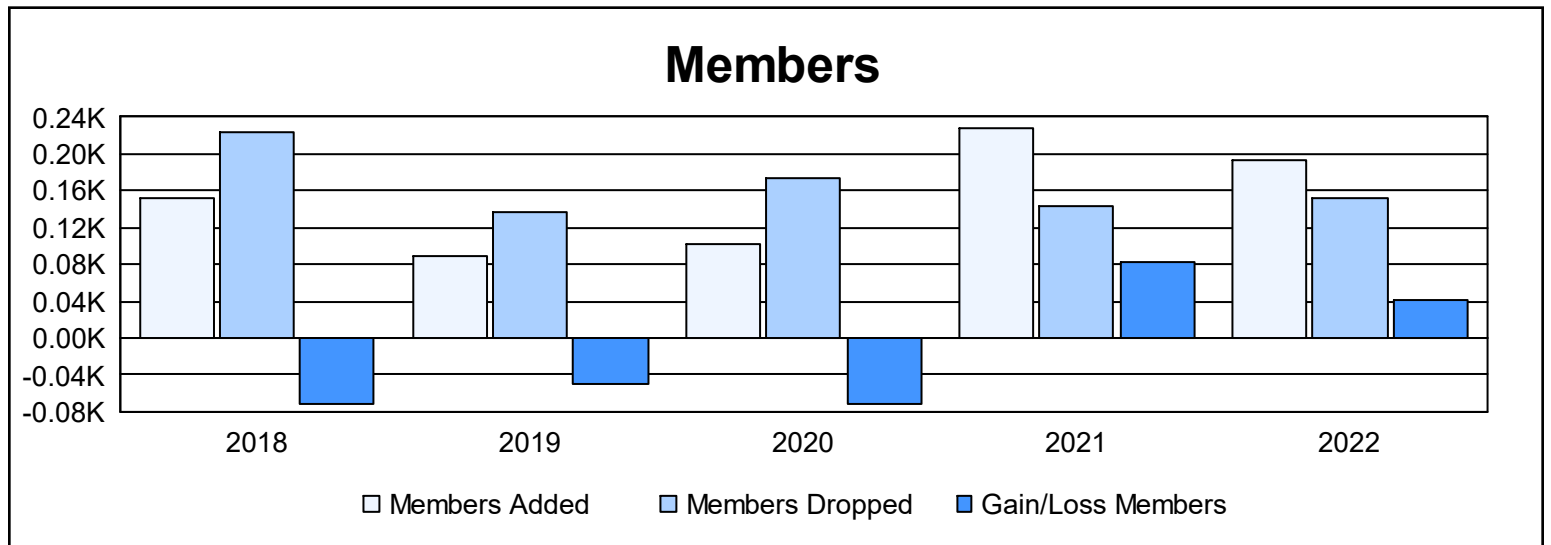
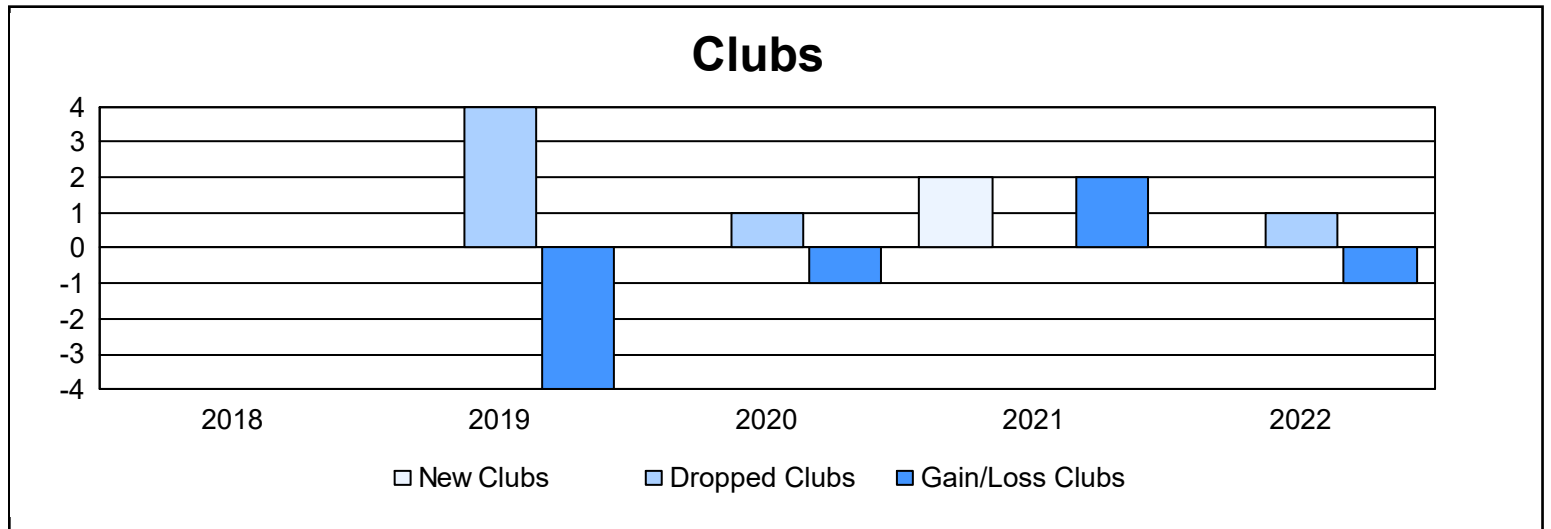
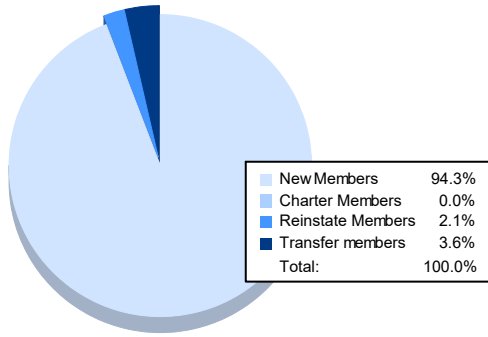


Year	New Clubs	Dropped Clubs	Gain/ Loss Clubs	New Members	Charter Members	Reinstate Members	Transfer Members	Total Member Added	Total Members Dropped	Gain/ Loss Members
2017-2018	0	0	0	132	1	14	6	153	224	-71
2018-2019	0	4	-4	76	2	5	5	88	137	-49
2019-2020	0	1	-1	89	0	9	5	103	174	-71
2020-2021	2	0	2	153	65	6	3	227	144	83
2021-2022	0	1	-1	182	0	4	7	193	151	42
<b>Average</b>	<b>0</b>	<b>1</b>	<b>-1</b>	<b>126</b>	<b>14</b>	<b>8</b>	<b>5</b>	<b>153</b>	<b>166</b>	<b>-13</b>



### Membership Composition June 2022 Cumulative



### Gender Composition June 2022 Cumulative

